


Activity Vibe



Activity Vibe is a monthly activity sheet available on line at vibe.com.au for use in classrooms, homework centres and at home.

























Issue 76

Years K-2

Pick up a copy of Issue 76 of *Deadly Vibe*, the one with Andrew McLeod on the front, and complete the following activity.

ODD ONE OUT

Look at the first picture on each line, then draw a ring around the picture that is different. Colour to finish.

| | |
|---|--|
|  |      |
|  |      |
|  |      |
|  |      |